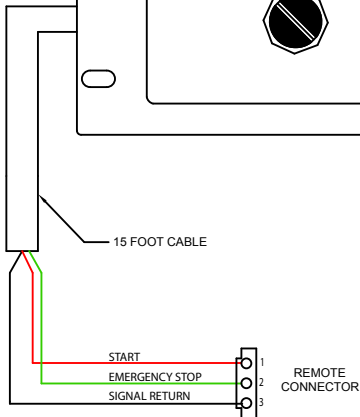
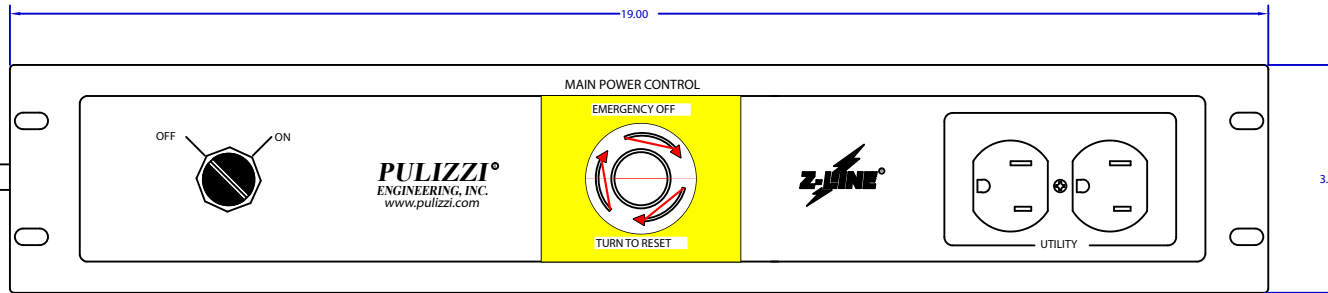
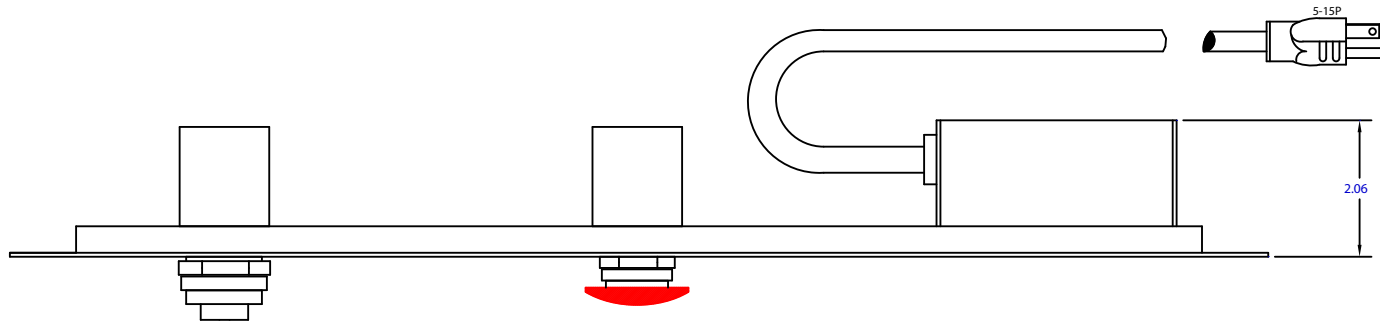


LTR	ECO No.	REVISION	DR	CK	AP	DATE
A		RELEASED	J.O.			23 JUL 99
B	7943	UPDATE SILKSCREEN	LS	DK		08 JUL 04
C	8018	MODIFY HEIGHT OF CHASSIS	LS	J.O.		03 NOV 04
D	8398	ADD RoHS NOTE	J.O.			7 NOV 06



- RACK MOUNTED STEEL CHASSIS GREY FED STD 595-26559
MEDIUM TEXTURE
19.00' WIDE STANDARD RACK MOUNT
3.44" HIGH
2.06" DEEP
- INPUT: 120VAC SINGLE PHASE, 12AMP 50/60 HZ
POWER CABLE: 6 FOOT 14/3 SJT CABLE WITH NEMA 5-15 PLUG
- OUTPUT: 120 VAC AT ONE NEMA 5-15 RECEPTACLE,
12 AMP MAX CURRENT
- SELECTOR SWITCH: 2 POSITION, TURNS UNIT ON AND OFF
- EMERGENCY OFF SWITCH: RED MUSHROOM PUSHBUTTON SWITCH.
PUSH TO ACTIVATE EMERGENCY POWER OFF;
TURN KNOB CLOCKWISE TO RESET
- REMOTE CABLE: 22/3 CABLE, 15 FEET LONG WITH 3 PIN CONNECTOR.
- OPERATION: CONNECT TO REMOTE PORT OF POWER CONTROLLER
WITH NON-LATCHING REMOTE:
 - PIN 1 POWER ON
 - PIN 2 EMERGENCY SHUTDOWN
 - PIN 3 SIGNAL RETURN (NOT GROUND)
- SAMPLE EPO/START REMOTE STATION
 - N.O. MAINT CONTACT
 - N.O. MAINT CONTACT (EPO)
 - COMMON (NOT GROUND)
- RoHS COMPLIANT PRODUCT PER DIRECTIVE 2002/95/EC
WITH APPLICABLE EXEMPTIONS.

PEI APPROVAL

PULIZZI ENGINEERING INC.
3200 S. Susan Street, Santa Ana, CA 92704
(714) 540-4229 Fax (714) 641-9062

THE INFORMATION AND DESIGN DISCLOSED HEREIN WAS ORIGINATED BY AND IS THE PROPERTY OF PULIZZI ENGINEERING INC. PULIZZI ENGINEERING INC RESERVES ALL PATENT, PROPRIETARY, DESIGN, MANUFACTURING, REPRODUCTION, USE AND SALE RIGHTS THEREIN AND TO ANY ARTICLE DISCLOSED THEREIN, EXCEPT TO THE EXTENT RIGHTS ARE EXPRESSLY GRANTED TO OTHERS. THE FOREGOING DOES NOT APPLY TO VENDOR PROPRIETARY PARTS. COPYRIGHT 2004 P.E.I.	DIMENSIONS IN INCHES TOLERANCES DECIMALS ANGLES ±.000 ±.05° UNLESS OTHERWISE SPECIFIED	TITLE ENGINEERING DRAWING RCP200-GRY ASSY 3095	CAGE CODE 70513
	DRAWN BY: J.OSBORNE SCALE: 1:1 SHEET: 1 DWG NO.: RCP_200_GRY_3095D_ME	REV 70513	