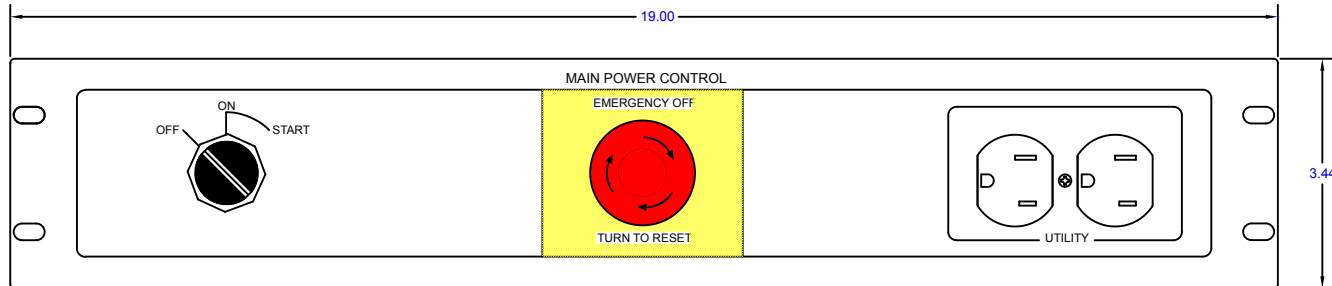
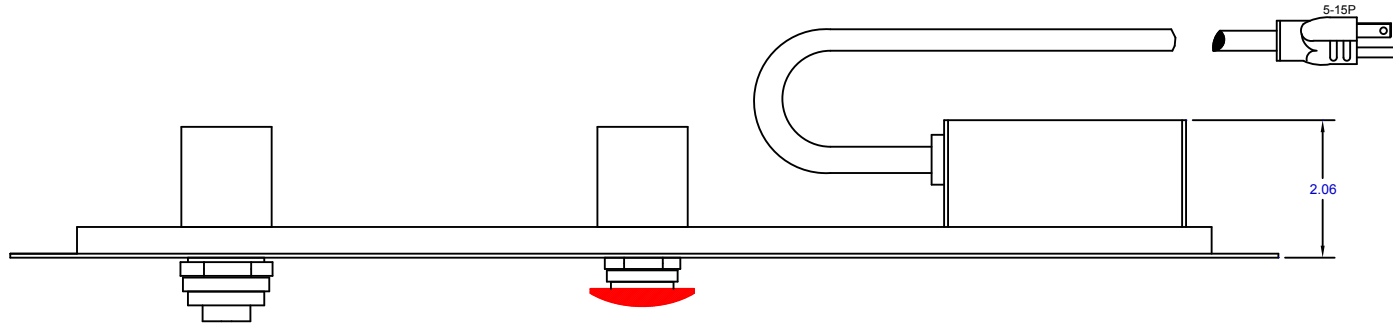
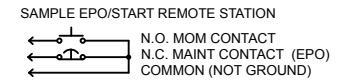


LTR	ECO No.	REVISION	DR	CK	AP	AP	DATE
A		RELEASED	J.O.				27 JAN 99
B	8018	MODIFY HEIGHT OF CHASSIS	LS		J.O.		04 NOV 04
C	8398	ADD RoHS NOTE	J.O.				7 NOV 06
D	8711	UPDATE BORDER & LOGO	J.O.				19 JUNE 09

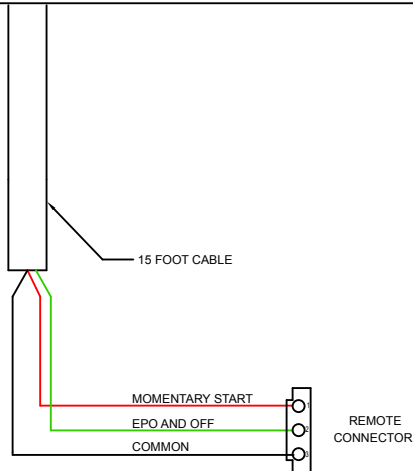


- RACK MOUNTED STEEL CHASSIS GREY FED STD 595-26559  
MEDIUM TEXTURE  
19.00" WIDE STANDARD RACK MOUNT  
3.44" HIGH  
2.06" DEEP
- INPUT: 120VAC SINGLE PHASE, 12AMP 50/60 HZ  
POWER CABLE: 6 FOOT 14/3 SJT CABLE WITH NEMA 5-15 PLUG
- OUTPUT: 120 VAC AT ONE NEMA 5-15 RECEPTACLE,  
12 AMP MAX CURRENT
- SELECTOR SWITCH: 1 SWITCH, 3-POSITION  
"OFF" TURNS UNIT OFF AND HOLDS OFF  
"ON" TURNS UNIT ON  
"START" IS MOMENTARY AND STARTS UNIT
- REMOTE CABLE: 22/3 CABLE, 15 FEET LONG WITH 3 PIN CONNECTOR.
- OPERATION: CONNECT TO REMOTE PORT OF POWER CONTROLLER  
WITH LATCHING REMOTE:

- PIN 1 START  
 PIN 2 EPO/ POWER OFF  
 PIN 3 COMMON (NOT GROUND)



- RoHS COMPLIANT PRODUCT PER DIRECTIVE 2002/95/EC  
WITH APPLICABLE EXEMPTIONS.



SALES APPROVAL

THE INFORMATION AND DESIGN DISCLOSED HEREIN WAS ORIGINATED BY AND IS THE PROPERTY OF EATON CORPORATION. EATON CORPORATION RESERVES ALL PATENT, PROPRIETARY DESIGN, MANUFACTURING, REPRODUCTION, USE AND SALE RIGHTS THEREIN AND TO ANY ARTICLE DISCLOSED THEREIN, EXCEPT TO THE EXTENT RIGHTS ARE EXPRESSLY GRANTED TO OTHERS. THE FOREGOING DOES NOT APPLY TO VENDOR PROPRIETARY PARTS. COPYRIGHT © 2009 EATON CORPORATION		DIMENSIONS IN INCHES TOLERANCES: DECIMALS ± .010 FRACTIONS ± .005 UNLESS OTHERWISE SPECIFIED		TITLE <b>ENGINEERING DRAWING</b> <b>RCP200-GRY-LT ASSY 3068</b>		3200 S. Susan Street, Santa Ana, CA 92704 Phone (714) 540-4229 Fax (714) 641-9062 www.epdu.com	
DRAWN BY: J. OSBORNE SCALE: 1:1 SHEET: D CAGE CODE 7051	DWG. FILE NAME: RCP_200-GRY-LT_3068_ME.DWG SHEET NO.: 1 OF 1	RCP_200-GRY-LT_3068_ME		REV E			